



PARENT PHONICS WORKSHOP

St Peter's School
Tracey Stanbridge

Overview

- Quiz
- What is phonics?
- Why teach phonics?
- Read Write Inc
- What you can you do at home to help.
- Resources

**How many
letters are in
the English
Language?**




How many
letters are in
the English
Language?



26

**How many
sounds are
in the English
Language?**




**How many
sounds are
in the English
Language?**



44

**How many
graphemes
(letter/s-
sound
combinations)
in the English
Language?**



**How many
graphemes
(letter/s-
sound
combinations)
in the English
Language?**



250

**How many
sounds are
in the
Spanish
language?**



**How many
sounds are
in the
Spanish
language?**



24













So how do
we teach this
confusing
language,
simply...

What is phonics




S - p - ea - k - i - ng

s sat	t tap	p pan	n nose	m mat	a ant	e egg	i ink	o otter
g goat	d dog	ck click	r run	h hat	u up	ai rain	ee knee	igh light
b bus	f farm	l lolly	j jam	v van	oa boat	oo cook	oo boat	ar star
w wish	x axe	y yell	z zap	qu quill	or fork	ur burn	ow now	oi boil
ch chin	sh ship	th think	th the	ng sing	ear near	air stair	ure sure	er writer

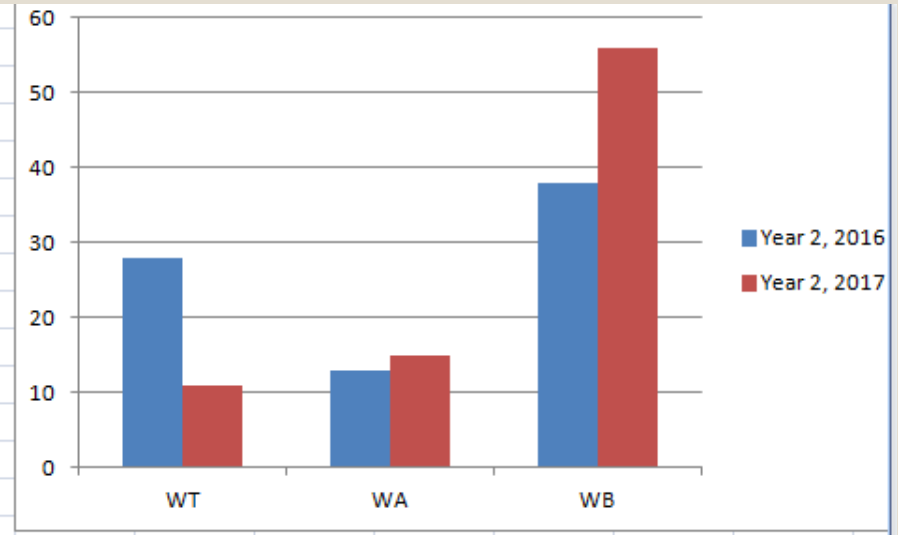
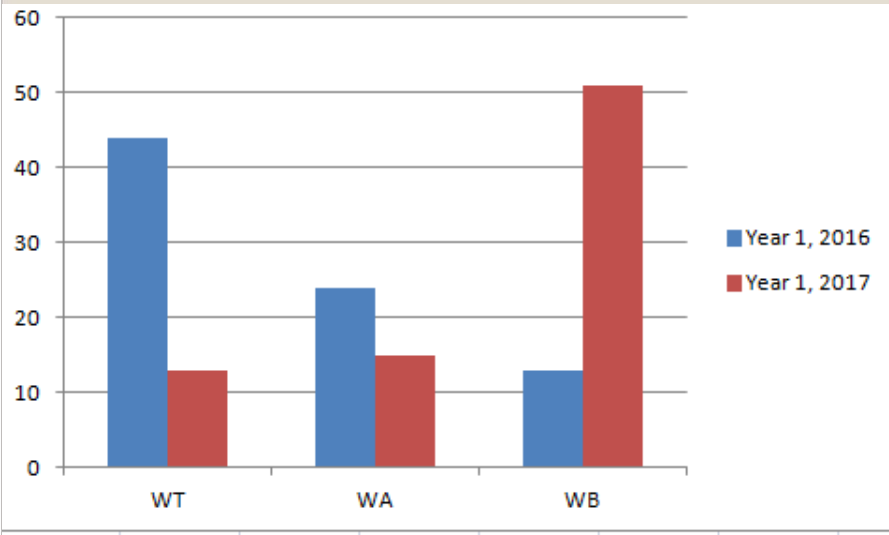
Phase 2 Sounds							
s	a	t	p	i	n	m	d
							
g	o	c	k	ck	e	u	r
							
h	b	f	ff	l	ll	ss	
							

Read Write inc.



- Used by 5000 schools world-wide
- **Explicit** and **engaging** approach to phonics instruction
- The books and resources are really fun
- Books are written by well known children's authors like Julia Donaldson

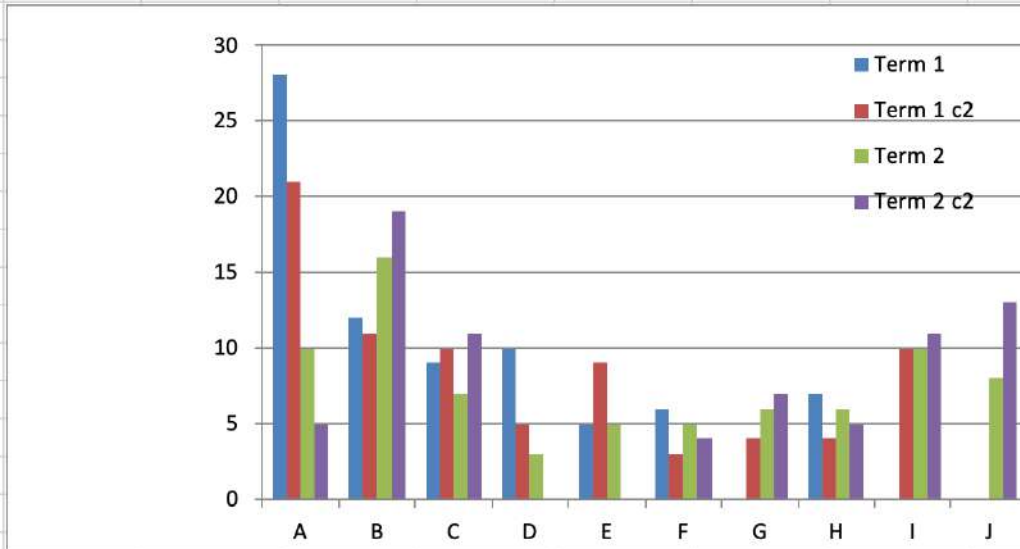
Why we love it!



85 % were working at age expectations or beyond compared to just over 50 % the previous year

Why we love it!

	A	B	C	D	E	F	G	H	I	J
Term 1	28	12	9	10	5	6	0	7	0	0
Term 1 c2	21	11	10	5	9	3	4	4	10	
Term 2	10	16	7	3	5	5	6	6	10	8
Term 2 c2	5	19	11		0	4	7	5	11	13



How we do it

Year round program

3 days a week (excl. Monday)

40 minute sessions (9:10-10:00)

Flexible groups with term & half-term assessments (6 weeks)



Phonics language – consistency is key!

Phoneme



Grapheme

e

Blending

c a t

Segmenting

c - a - t

does

Red and
green
words












































Letter-sound
mnemonics


Handwriting
rhymes

Ditties

Storybooks

The Process – how to say the 44 sounds

/b/	/d/	/f/	/g/	/h/	/j/	/k/	/l/	/m/	/n/	/ng/
										
/p/	/r/	/s/	/t/	/v/	/w/	/y/	/z/	/th/	/th/	/ch/
										
/sh/	/zh/	/a/	/e/	/i/	/o/	/u/	/ae/	/ee/	/ie/	/oe/
										
/ue/	/oo/	/ar/	/ur/	/au/	/er/	/ow/	/oi/	/air/	/ear/	/ure/
										



The Process - sounds

Set 1 sounds: Teach letter formation, one letter makes one sound

Set 1: m a s d t l n p g o c k u b f e l h s h r j v y w t h z c h q u x n g' n k

Set 2: ay ee igh ow oo oo ar or air ir ou oy

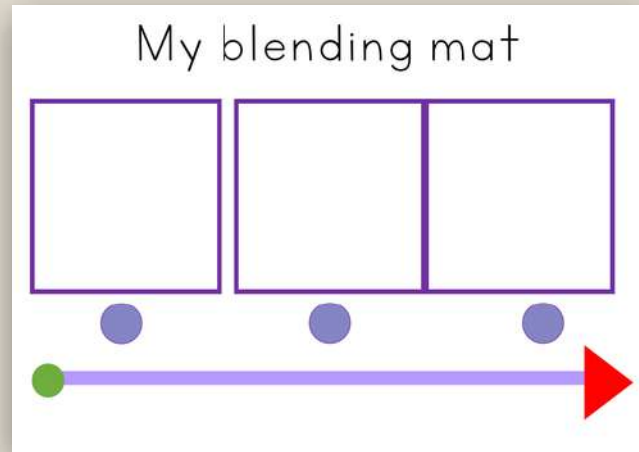
Set 3: ea oi a-e i-e o-e u-e aw are ur er ow ai oa ew ire ear ure tion tious cious

Set 2&3: Teaches alternative **common** spellings using rhymes and actions

The Process – blending

Merging or 'blending' the sounds in the order in which they are written to pronounce the word


C U P



The Process – blending. Have a go

How many words can you
make?


s a t p i n m d



The Process – blending. Have a go

How many words did you make?

an	is	nap	sat	nit
as	it	sap	pin	pit
at	pan	tap	tin	sit
in	tan	pat	nip	ant



The Process – pre phonics



1. Practise the sounds each day

Use Mr Thorne does phonics if you don't know the sounds or English is your second language.

https://www.youtube.com/channel/UC7sW4j8p7k9D_qRRMUsGqyw

2. Practise reading the green and red words from the lists we send home.

3. Talk to your child (a lot)

4. Read to your children (a lot)

5. Listen to your child read (a lot)

How to help your child at home.

6. Use songs and nursery rhymes to build phonemic awareness.





THANK YOU!

‘The beautiful thing about learning is that no one can take it away from you’.

B.B. King